


Myco 5in1 - Single Extraction

VICAM
A Waters Business


1 Weigh 5 g of finely-ground sample into a extraction tube, then add 25ml of Aqua premix



2 Extract the sample by vortexing at high speed for 2 minutes



3 Filter the extract into a clean tube



Afla- γ

Ochra- γ

Fumo- γ

Zearala- γ

DON- γ


Pipette 100 μ L of extract to the sample well on the strip at 1 drop/second



Place DON-V strip into the mini-incubator at 40°C and close the lid. Incubate strip for 2-10 minutes. This can be started while doing the the sample extaction and filtration.




Place the strip on a flat surface for 5 minutes.



While waiting for 5 min, prepare Vertu calibration by scanning the corresponding barcode for the specific mycotoxin kit



Place the strip in side the Vertu reader (the round opening facing inwards), then press the center key



To print result, move the cursor to 'P' using the right arrow key, then press the center key.



Pipette 100 μ L of extract to the sample well on the DON-V strip at 1 drop/second and wait for the strip to develop for 5 minutes, leaving it inside the incubator (40°C).

VICAM, A Waters Business Headquarters:

34 Maple Street Milford, MA 01757, USA - Tel.: +1 800 338 4381 - +1 508 482 4935 - Fax.: +1 508 482 4972 www.vicam.com

Waters